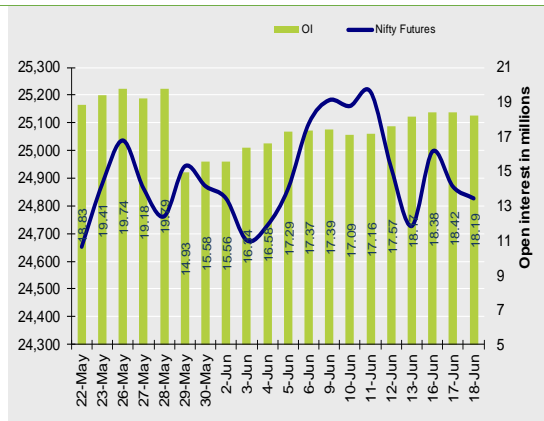


Nifty Snapshot

	Close	Prv Cl.	Ab chg	% chg
Spot	24,812.05	24,853.40	-41.35	-0.17
Futures	24,826.90	24,868.80	-41.90	-0.17
OI(ml shr)	18.19	18.42	-0.23	-1.23
Vol (lots)	86501	72169	14332	19.86
COC	14.85	15.40	-0.55	-3.6
PCR-OI	0.80	0.95	-0.15	-15.7

Nifty Futures Price v/s OI



Institutional Activity in previous trading session

(in Rs cr.)	Buy	Sell	Net
Index Futures	3201.44	3157.86	43.58
Index Options	1427526.15	1441395.18	-13869.03
Stock Futures	16419.39	18199.80	-1780.41
Stock Options	78477.20	79039.50	-562.30
FII Cash	12,118.14	11,227.21	890.93
DII Cash	11,433.84	10,342.50	1,091.34

Net FII Activity (in Rs cr.)

Date	Idx Fut	Stk Fut	Idx Opt	Cash
18-Jun	43.6	-1780.4	-13869.0	891
17-Jun	393.9	-1340.6	8112.1	1483
16-Jun	420.4	3531.8	-6563.6	-2539
13-Jun	-776.1	-2699.3	-1429.0	-1264
12-Jun	-2337.9	-5974.3	-8462.4	-3831
11-Jun	1245.6	-1212.9	56946.7	-446

Technical Pivot (Intraday):

	S2	S1	PIVOT	R1	R2
NIFTY	24670	24750	24865	24940	25055
BANKNIFTY	55495	55695	55875	56075	56255

(Price is in Rs; OI is in million units; Price chg and OI chg are in percentage) **NB RESEARCH**

Fresh Longs seen in:

Scrip	Price	Price chg	OI	OI Chg
KAYNES	5741.5	1.5	0.6	38.6
MFSL	1590.4	0.3	8.0	5.4
DMART	4240.9	4.2	4.6	4.9

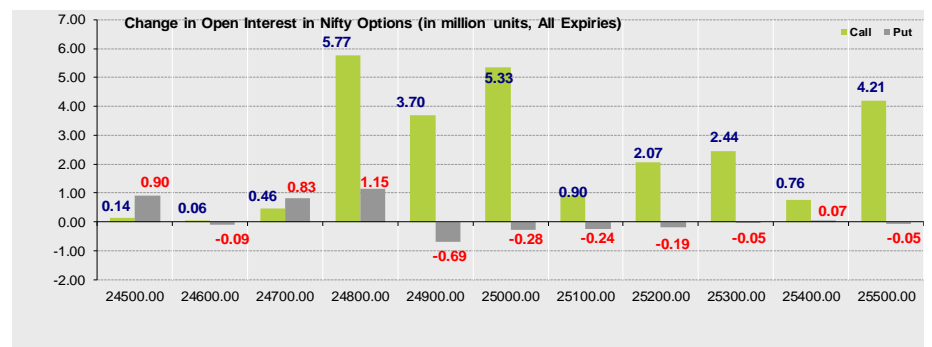
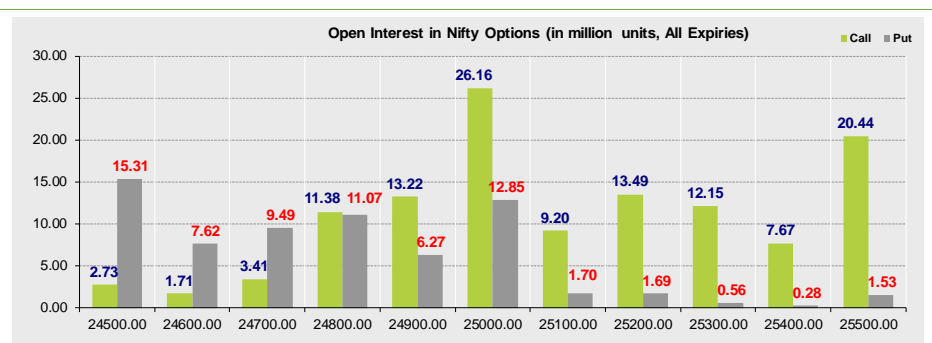
Short Covering seen in:

Scrip	Price	Price chg	OI	OI Chg
BPCL	315.9	0.7	40.4	-3.8
CYIENT	1355.3	1.7	3.0	-3.7
DIXON	14410.0	0.9	2.0	-3.6

Summary

- Indian markets closed on a negative note where selling was mainly seen in IT, Metals, Oil & Gas Sectors. Nifty June Futures closed at 24826.90 (down 41.90 points) at a premium of 14.85 pts to spot.
- FII's were net buyers in Cash to the tune of 890.93 Cr and were net buyers in index futures to the tune of 43.58 Cr.
- India VIX decreased by 0.88% to close at 14.28 touching an intraday high of 14.82.

Open Interest in Nifty Options:



- The above second chart shows previous trading day's change in Nifty options where Addition in OI were seen in 25000, 24900, 24800 strike Calls and at 24500, 24700, 24800 strike Calls indicating market is likely to remain range bound in the near term.
- Highest OI build-up is seen at 25000 strike Calls and 24500 strike Puts, to the tune of 26.16mn and 15.31mn respectively.

Outlook on Nifty:

Index is likely to open on a negative note today and is likely to remain range bound during the day.

NIFTY50 Options OI (CE OI = Resistance) (PE OI = Support)

Symbol	Highest CE OI	Highest PE OI	CMP
ADANIENT	2600	2700	2461
ADANIPTS	1500	1400	1375
APOLLOHOSP	7100	6900	6940
ASIANPAINT	2300	2200	2281
AXISBANK	1250	1200	1221
BAJAJ-AUTO	9000	8500	8492
BAJFINANCE	1000	900	919
BAJAJFINSV	2100	2000	1986
BEL	400	400	401
BHARTIARTL	2000	1860	1866
CIPLA	1600	1320	1501
COALINDIA	400	400	390
DRREDDY	1300	1300	1317
EICHERMOT	5500	5000	5406
ETERNAL	260	240	249
GRASIM	2700	2600	2679
HCLTECH	1740	1700	1717
HDFCBANK	2000	1940	1935
HDFCLIFE	800	730	765
HEROMOTOCO	4400	4200	4363
HINDALCO	700	600	647
HINDUNILVR	2400	2300	2277
ICICIBANK	1450	1420	1416
ITC	440	420	416
INDUSINDBK	820	820	849

NIFTY50 Options OI (CE OI = Resistance) (PE OI = Support)

Symbol	Highest CE OI	Highest PE OI	CMP
INFY	1640	1600	1632
JSWSTEEL	1020	840	987
JIOFIN	300	290	289
KOTAKBANK	2160	2000	2133
LT	3740	3600	3605
M&M	3100	3000	3048
MARUTI	13000	12500	12705
NTPC	340	340	333
NESTLEIND	2500	2200	2340
ONGC	255	240	251
POWERGRID	300	270	288
RELIANCE	1500	1400	1433
SBILIFE	1860	1800	1799
SHRIRAMFIN	700	660	663
SBIN	820	820	792
SUNPHARMA	1700	1660	1651
TCS	3500	3400	3457
TATACONSUM	1200	1000	1065
TATAMOTORS	720	650	672
TATASTEEL	161.4	146.4	152
TECHM	1800	1600	1711
TITAN	3600	3400	3480
TRENT	6000	5500	5733
ULTRACEMCO	12000	9800	11405
WIPRO	270	250	262

OI against MWPL				
Symbol	MWPL	Open Interest	Limit for next day	% OI
BIOCON	94007780	105800000	Ban	113%
TITAGARH	16037381	14572875	Ban	91%
ABFRL	121580965	108331600	Ban	89%
RBLBANK	121575211	108186450	Ban	89%
HUDCO	100095000	85440675	Ban	85%
HINDCOPPER	65482129	55159750	7048272	84%
MAZDOCK	12239606	10136000	1491625	83%
IEX	177849950	146677500	22279952	82%
CDSL	35530000	29266750	Ban	82%
CHAMBLFERT	31728204	26128800	Ban	82%
DIXON	8159946	6680650	1071298	82%
MANAPPURAM	109606743	89412000	Ban	82%
BSOFT	32988281	26746900	Ban	81%
HFCL	189248684	152332650	27453599	80%
LTF	168467595	135604642	24439573	80%
BANDHANBNK	193371109	153522800	30179753	79%
TATATECH	36328758	28801400	5710920	79%
IREDA	134388235	105978200	21690623	79%
GRANULES	29668038	23157225	5027411	78%
BSE	63258922	49110375	10985600	78%
INOXWIND	134884086	104351325	23788556	77%
NMDC	689383367	529564500	125349698	77%
NATIONALUM	178967755	130710000	39309367	73%
PNB	687763516	501704000	151671340	73%
LICHSGFIN	60244101	43757000	13474895	73%
AARTIIND	41876170	30390650	9391711	73%
HAL	37934515	27398700	8639089	72%
MCX	10180563	7339175	2332359	72%
IRCTC	60165566	42051625	15105662	70%
CANBK	672420574	469206000	169593545	70%
SAIL	289148547	201123300	73567819	70%
INDUSINDBK	125014099	84447700	34315694	68%
ANGELONE	11638502	7848650	3207926	67%

[illegible]

Derivative Recommendations:

Stock Name	Call (Buy/Sell)	Entry price	Targets	Stop Loss	Duration	Status
HUDCO (Bull Call spread)	Buy	9.8	20	4	Positional	Open
IRFC (Bull Call Spread)	Buy	3.6	7.2	1.8	Positional	Open
OFSS Future	Buy	9721	10050	9500	1-2 Days	Open
BEL 410 CE	Buy	6	11	3.5	1-2 Days	Open
INFY 1640CE	Buy	23	36	16	1-2 Days	Open
TCS Future	Buy	3525	3670	3450	1-2 Days	Open
BSE 2600 PE	Buy	58	100	35	1-2 Days	Open

FROM THE EQUITY DERIVATIVE DESK:

NIRAV HARISH CHHEDA
AVP - DERIVATIVES AND TECHNICAL RESEARCH
E-Mail: nirav.chheda@nirmalbang.com
Tel no: 6273-8199/8000

AMIT BHUPTANI
SNR.DERIVATIVES AND TECHNICAL RESEARCH ANALYST
E-Mail: amit.bhuptani@nirmalbang.com
Tel no: 6273-8242/8000

DISCLOSURES

Research Reports that are published by Nirmal Bang Securities Private Limited (hereinafter referred to as "NBSPL") are for private circulation only. NBSPL is a registered Research Analyst under SEBI (Research Analyst) Regulations, 2014 having Registration no. INH000001766. NBSPL is also a registered Stock Broker with National Stock Exchange of India Limited, BSE Limited, Metropolitan Stock Exchange of India Limited, Multi Commodity Exchange of India Limited, National Commodity and Derivative Exchange Limited and Indian Commodity Exchange Limited in cash and Equity and Commodities derivatives segments.

NBSPL has other business divisions with independent research teams separated by Chinese walls, and therefore may, at times, have different or contrary views on stocks and markets.

NBSPL or its associates have not been debarred / suspended by SEBI or any other regulatory authority for accessing / dealing in securities Market. NBSPL, its associates or analyst or his relatives do not hold any financial interest (Except Investment) in the subject company. NBSPL or its associates or Analyst do not have any conflict or material conflict of interest at the time of publication of the research report with the subject company. NBSPL or its associates or Analyst or his relatives may or may not hold beneficial ownership of 1% or more in the subject company at the end of the month immediately preceding the date of publication of this research report.

NBSPL or its associates / analyst has not received any compensation / managed or co-managed public offering of securities of the company covered by Analyst during the past twelve months. NBSPL or its associates have not received any compensation or other benefits from the company covered by Analyst or third party in connection with the research report. Analyst has not served as an officer, director or employee of Subject Company. NBSPL / analyst has not been engaged in market making activity of the subject company.

Analyst Certification: The research analysts and authors of these reports, hereby certify that the views expressed in this research report accurately reflects my/our personal views about the subject securities, issuers, products, sectors or industries. It is also certified that no part of the compensation of the analyst(s) was, is, or will be directly or indirectly related to the inclusion of specific recommendations or views in this research. The analyst(s) principally responsible for the preparation of this research report and has taken reasonable care to achieve and maintain independence and objectivity in making any recommendations.

DISCLAIMER

This report is for the personal information of the authorized recipient and does not construe to be any investment, legal or taxation advice to you. NBSPL is not soliciting any action based upon it. Nothing in this research shall be construed as a solicitation to buy or sell any security or product, or to engage in or refrain from engaging in any such transaction. In preparing this research, we did not take into account the investment objectives, financial situation and particular needs of the reader.

This research has been prepared for the general use of the clients of NBSPL and must not be copied, either in whole or in part, or distributed or redistributed to any other person in any form. If you are not the intended recipient you must not use or disclose the information in this research in any way. Though disseminated to all the customers simultaneously, not all customers may receive this report at the same time. NBSPL will not treat recipients as customers by virtue of their receiving this report. This report is not directed or intended for distribution to or use by any person or entity resident in a state, country or any jurisdiction, where such distribution, publication, availability or use would be contrary to law, regulation or which would subject NBSPL & its group companies to registration or licensing requirements within such jurisdictions.

The report is based on the information obtained from sources believed to be reliable, but we do not make any representation or warranty that it is accurate, complete or up-to-date and it should not be relied upon as such. We accept no obligation to correct or update the information or opinions in it. NBSPL or any of its affiliates or employees shall not be in any way responsible for any loss or damage that may arise to any person from any inadvertent error in the information contained in this report. NBSPL or any of its affiliates or employees do not provide, at any time, any express or implied warranty of any kind, regarding any matter pertaining to this report, including without limitation the implied warranties of merchantability, fitness for a particular purpose, and non-infringement. The recipients of this report should rely on their own investigations.

This information is subject to change without any prior notice. NBSPL reserves its absolute discretion and right to make or refrain from making modifications and alterations to this statement from time to time. Nevertheless, NBSPL is committed to providing independent and transparent recommendations to its clients, and would be happy to provide information in response to specific client queries.

Before making an investment decision on the basis of this research, the reader needs to consider, with or without the assistance of an adviser, whether the advice is appropriate in light of their particular investment needs, objectives and financial circumstances. There are risks involved in securities trading. The price of securities can and does fluctuate, and an individual security may even become valueless. International investors are reminded of the additional risks inherent in international investments, such as currency fluctuations and international stock market or economic conditions, which may adversely affect the value of the investment. Opinions expressed are subject to change without any notice. Neither the company nor the director or the employees of NBSPL accept any liability whatsoever for any direct, indirect, consequential or other loss arising from any use of this research and/or further communication in relation to this research. Here it may be noted that neither NBSPL, nor its directors, employees, agents or representatives shall be liable for any damages whether direct or indirect, incidental, special or consequential including lost revenue or lost profit that may arise from or in connection with the use of the information contained in this report.

Copyright of this document vests exclusively with NBSPL. Our reports are also available on our website www.nirmalbang.com